

# Join Table in Stone

A versatile modular table formed from a 20mm-thick sheet of stone, supported by a timber frame clad in powder-coated or hot rolled steel (an all-timber option is also available). Chamfered edges and tapered legs offset the inherent heaviness of stone as a material, giving the table an unexpectedly lightweight silhouette.

The tapered metal underside of the table can house power and data points, with wires invisibly running down the legs to floor sockets, and the modular design allows it to be expanded to fit the largest of boardrooms.

## **Key features**

Easy to specify modular components

Available with a stone or timber tabletop with hot rolled steel or powder coated legs.

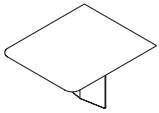
Cable management included as standard

Available in 6-8 weeks (UK), 12-14 weeks (US)

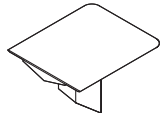


---

## Join Table Modules



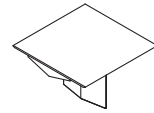
**JT01**  
Left End  
W1400  
D1000/1200  
H750mm



**JT02**  
Right End  
W1400  
D1000/1200  
H750mm



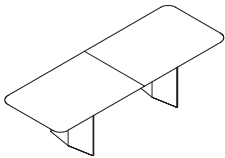
**JT03**  
600 straight  
W600  
D1000/1200  
H750mm



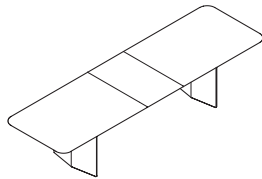
**JT04**  
1400 straight  
W1400  
D1000/1200  
H750mm

---

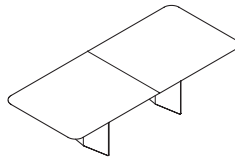
## Join Table Configurations



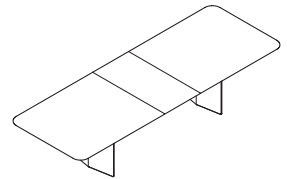
**Configuration 1**  
W2800  
D1000  
H750mm



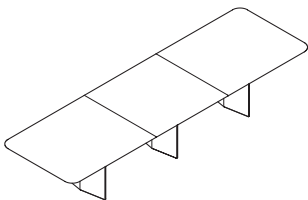
**Configuration 2**  
W3400  
D1000  
H750mm



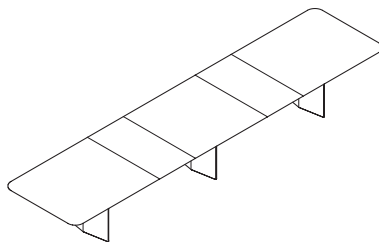
**Configuration 3**  
W2800  
D1200  
H750mm



**Configuration 4**  
W3400  
D1200  
H750mm



**Configuration 5**  
W4200  
D1200  
H750mm



**Configuration 6**  
W5400  
D1200  
H750mm

---

## Join Palette Curation


Join table top can be specified various stone materials.

Legs are available in hot rolled steel or powder coated steel.


### Quartz



Carrera



Desert Silver



Et Noir